

**MONTHLY REPORT OF DISBURSEMENTS**  
For the month of February 2025


Department : Department of Labor and Employment (DOLE)  
 Agency/Entity : Professional Regulation Commission  
 Operating Unit : Regional Office - XIII  
 Organization Code (UACS) : 16 008 0300016  
 Fund Cluster : 01 - Regular Agency Fund  
 (e.g. UACS Fund Cluster: 01-Regular Agency Fund, 02-Foreign Assisted Projects Fund, 03-Special Account-Locally Funded/Domestic Grants Fund, etc.)


| Particulars  | Current Year Budget |                   |             |             |                     | Prior Year's Budget           |                   |             |             |                   |                                 |                   |             |             |                   |                   | Trust Liabilities   |             |             |             | Grand Total   |                     |                     |             |             | Remarks             |       |
|--|---------------------|-------------------|-------------|-------------|---------------------|-------------------------------|-------------------|-------------|-------------|-------------------|---------------------------------|-------------------|-------------|-------------|-------------------|-------------------|---------------------|-------------|-------------|-------------|---------------|---------------------|---------------------|-------------|-------------|---------------------|-------|
|  | PS                  | MOOE              | FinEx       | CO          | TOTAL               | Prior Year's Accounts Payable |                   |             |             |                   | Current Year's Accounts Payable |                   |             |             |                   |                   | SUB-TOTAL           | PS          | MOOE        | CO          | TOTAL         | PS                  | MOOE                | FinEx       | CO          |                     | TOTAL |
|  |                     |                   |             |             |                     | PS                            | MOOE              | FinEx       | CO          | Sub-Total         | PS                              | MOOE              | FinEx       | CO          | Sub-Total         | TOTAL             |                     |             |             |             |               |                     |                     |             |             |                     |       |
| 1  | 2                   | 3                 | 4           | 5           | 6=(2+3+4+5)         | 7                             | 8                 | 9           | 10          | 11=(7+8+9+10)     | 12                              | 13                | 14          | 15          | 16=               | 17=(11+16)        | 18=(6+17)           | 19          | 20          | 21          | 22=(19+20+21) | 23                  | 24                  | 25          | 26          | 27=(23+24+25+26)    | 28    |
| CASH DISBURSEMENTS   | 1,610,930.00        | 853,875.01        | 0.00        | 0.00        | 2,464,805.01        | 0.00                          | 518,293.78        | 0.00        | 0.00        | 518,293.78        | 0.00                            | 94,180.10         | 0.00        | 0.00        | 94,180.10         | 612,473.88        | 3,077,278.89        | 0.00        | 0.00        | 0.00        | 0.00          | 1,610,930.00        | 1,466,348.89        | 0.00        | 0.00        | 3,077,278.89        |       |
| Notice of Cash Allocation (NCA)  | 1,610,930.00        | 851,596.12        | 0.00        | 0.00        | 2,462,526.12        | 0.00                          | 518,293.78        | 0.00        | 0.00        | 518,293.78        | 0.00                            | 94,180.10         | 0.00        | 0.00        | 94,180.10         | 612,473.88        | 3,075,000.00        | 0.00        | 0.00        | 0.00        | 0.00          | 1,610,930.00        | 1,464,070.00        | 0.00        | 0.00        | 3,075,000.00        |       |
| MDS Checks Issued  | 448,862.89          | 140,833.14        | 0.00        | 0.00        | 589,696.03          | 0.00                          | 107,464.57        | 0.00        | 0.00        | 107,464.57        | 0.00                            | 8,386.30          | 0.00        | 0.00        | 8,386.30          | 115,850.87        | 705,546.90          | 0.00        | 0.00        | 0.00        | 0.00          | 448,862.89          | 256,684.01          | 0.00        | 0.00        | 705,546.90          |       |
| Advice to Debit Account  | 1,162,067.11        | 710,762.98        | 0.00        | 0.00        | 1,872,830.09        | 0.00                          | 410,829.21        | 0.00        | 0.00        | 410,829.21        | 0.00                            | 85,793.80         | 0.00        | 0.00        | 85,793.80         | 496,623.01        | 2,369,453.10        | 0.00        | 0.00        | 0.00        | 0.00          | 1,162,067.11        | 1,207,385.99        | 0.00        | 0.00        | 2,369,453.10        |       |
| Notice of Transfer Allocations (NTA)   | 0.00                | 2,278.89          | 0.00        | 0.00        | 2,278.89            | 0.00                          | 0.00              | 0.00        | 0.00        | 0.00              | 0.00                            | 0.00              | 0.00        | 0.00        | 0.00              | 0.00              | 2,278.89            | 0.00        | 0.00        | 0.00        | 0.00          | 0.00                | 2,278.89            | 0.00        | 0.00        | 2,278.89            |       |
| MDS Checks Issued  | 0.00                | 2,278.89          | 0.00        | 0.00        | 2,278.89            | 0.00                          | 0.00              | 0.00        | 0.00        | 0.00              | 0.00                            | 0.00              | 0.00        | 0.00        | 0.00              | 0.00              | 2,278.89            | 0.00        | 0.00        | 0.00        | 0.00          | 0.00                | 2,278.89            | 0.00        | 0.00        | 2,278.89            |       |
| Advice to Debit Account  | 0.00                | 0.00              | 0.00        | 0.00        | 0.00                | 0.00                          | 0.00              | 0.00        | 0.00        | 0.00              | 0.00                            | 0.00              | 0.00        | 0.00        | 0.00              | 0.00              | 0.00                | 0.00        | 0.00        | 0.00        | 0.00          | 0.00                | 0.00                | 0.00        | 0.00        | 0.00                |       |
| Working Fund for FAPs  | 0.00                | 0.00              | 0.00        | 0.00        | 0.00                | 0.00                          | 0.00              | 0.00        | 0.00        | 0.00              | 0.00                            | 0.00              | 0.00        | 0.00        | 0.00              | 0.00              | 0.00                | 0.00        | 0.00        | 0.00        | 0.00          | 0.00                | 0.00                | 0.00        | 0.00        | 0.00                |       |
| Cash Disbursement Ceiling (CDC)  | 0.00                | 0.00              | 0.00        | 0.00        | 0.00                | 0.00                          | 0.00              | 0.00        | 0.00        | 0.00              | 0.00                            | 0.00              | 0.00        | 0.00        | 0.00              | 0.00              | 0.00                | 0.00        | 0.00        | 0.00        | 0.00          | 0.00                | 0.00                | 0.00        | 0.00        | 0.00                |       |
| <b>TOTAL CASH DISBURSEMENTS</b>  | <b>1,610,930.00</b> | <b>853,875.01</b> | <b>0.00</b> | <b>0.00</b> | <b>2,464,805.01</b> | <b>0.00</b>                   | <b>518,293.78</b> | <b>0.00</b> | <b>0.00</b> | <b>518,293.78</b> | <b>0.00</b>                     | <b>94,180.10</b>  | <b>0.00</b> | <b>0.00</b> | <b>94,180.10</b>  | <b>612,473.88</b> | <b>3,077,278.89</b> | <b>0.00</b> | <b>0.00</b> | <b>0.00</b> | <b>0.00</b>   | <b>1,610,930.00</b> | <b>1,466,348.89</b> | <b>0.00</b> | <b>0.00</b> | <b>3,077,278.89</b> |       |
| NON-CASH DISBURSEMENTS   | 162,008.40          | 48,576.17         | 0.00        | 0.00        | 210,584.57          | 0.00                          | 25,458.84         | 0.00        | 0.00        | 25,458.84         | 0.00                            | 6,291.90          | 0.00        | 0.00        | 6,291.90          | 31,750.74         | 242,335.31          | 0.00        | 0.00        | 0.00        | 0.00          | 162,008.40          | 80,326.91           | 0.00        | 0.00        | 242,335.31          |       |
| Tax Remittance Advices Issued (TRA)  | 162,008.40          | 48,576.17         | 0.00        | 0.00        | 210,584.57          | 0.00                          | 25,458.84         | 0.00        | 0.00        | 25,458.84         | 0.00                            | 6,291.90          | 0.00        | 0.00        | 6,291.90          | 31,750.74         | 242,335.31          | 0.00        | 0.00        | 0.00        | 0.00          | 162,008.40          | 80,326.91           | 0.00        | 0.00        | 242,335.31          |       |
| Non-Cash Availment Authority (NCAA)  | 0.00                | 0.00              | 0.00        | 0.00        | 0.00                | 0.00                          | 0.00              | 0.00        | 0.00        | 0.00              | 0.00                            | 0.00              | 0.00        | 0.00        | 0.00              | 0.00              | 0.00                | 0.00        | 0.00        | 0.00        | 0.00          | 0.00                | 0.00                | 0.00        | 0.00        | 0.00                |       |
| Disbursements effected through outright deductions from claims (please specify...) | 0.00                | 0.00              | 0.00        | 0.00        | 0.00                | 0.00                          | 0.00              | 0.00        | 0.00        | 0.00              | 0.00                            | 0.00              | 0.00        | 0.00        | 0.00              | 0.00              | 0.00                | 0.00        | 0.00        | 0.00        | 0.00          | 0.00                | 0.00                | 0.00        | 0.00        | 0.00                |       |
| Overpayment of expenses(e.g. personnel benefits)                                   | 0.00                | 0.00              | 0.00        | 0.00        | 0.00                | 0.00                          | 0.00              | 0.00        | 0.00        | 0.00              | 0.00                            | 0.00              | 0.00        | 0.00        | 0.00              | 0.00              | 0.00                | 0.00        | 0.00        | 0.00        | 0.00          | 0.00                | 0.00                | 0.00        | 0.00        | 0.00                |       |
| Restitution for loss of government property  | 0.00                | 0.00              | 0.00        | 0.00        | 0.00                | 0.00                          | 0.00              | 0.00        | 0.00        | 0.00              | 0.00                            | 0.00              | 0.00        | 0.00        | 0.00              | 0.00              | 0.00                | 0.00        | 0.00        | 0.00        | 0.00          | 0.00                | 0.00                | 0.00        | 0.00        | 0.00                |       |
| Liquidated damages and similar claims  | 0.00                | 0.00              | 0.00        | 0.00        | 0.00                | 0.00                          | 0.00              | 0.00        | 0.00        | 0.00              | 0.00                            | 0.00              | 0.00        | 0.00        | 0.00              | 0.00              | 0.00                | 0.00        | 0.00        | 0.00        | 0.00          | 0.00                | 0.00                | 0.00        | 0.00        | 0.00                |       |
| Others (e.g. TEF, BTr, Docs Stamp, etc.)   | 0.00                | 0.00              | 0.00        | 0.00        | 0.00                | 0.00                          | 0.00              | 0.00        | 0.00        | 0.00              | 0.00                            | 0.00              | 0.00        | 0.00        | 0.00              | 0.00              | 0.00                | 0.00        | 0.00        | 0.00        | 0.00          | 0.00                | 0.00                | 0.00        | 0.00        | 0.00                |       |
| <b>TOTAL NON-CASH DISBURSEMENTS</b>  | <b>162,008.40</b>   | <b>48,576.17</b>  | <b>0.00</b> | <b>0.00</b> | <b>210,584.57</b>   | <b>0.00</b>                   | <b>25,458.84</b>  | <b>0.00</b> | <b>0.00</b> | <b>25,458.84</b>  | <b>0.00</b>                     | <b>6,291.90</b>   | <b>0.00</b> | <b>0.00</b> | <b>6,291.90</b>   | <b>31,750.74</b>  | <b>242,335.31</b>   | <b>0.00</b> | <b>0.00</b> | <b>0.00</b> | <b>0.00</b>   | <b>162,008.40</b>   | <b>80,326.91</b>    | <b>0.00</b> | <b>0.00</b> | <b>242,335.31</b>   |       |
| <b>GRAND TOTAL</b>   | <b>1,772,938.40</b> | <b>902,451.18</b> | <b>0.00</b> | <b>0.00</b> | <b>2,675,389.58</b> | <b>0.00</b>                   | <b>543,752.62</b> | <b>0.00</b> | <b>0.00</b> | <b>543,752.62</b> | <b>0.00</b>                     | <b>100,472.00</b> | <b>0.00</b> | <b>0.00</b> | <b>100,472.00</b> | <b>644,224.62</b> | <b>3,319,614.20</b> | <b>0.00</b> | <b>0.00</b> | <b>0.00</b> | <b>0.00</b>   | <b>1,772,938.40</b> | <b>1,546,675.80</b> | <b>0.00</b> | <b>0.00</b> | <b>3,319,614.20</b> |       |

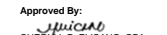
**SUMMARY**

| Particulars  | Previous Report | This Month   | As at Date   |
|--|-----------------|--------------|--------------|
| (1)  | (2)             | (3)          | (4)          |
| Total Disbursement Authorities Received                        | 2,681,613.73    | 3,633,335.31 | 6,314,949.04 |
| NCA  | 2,469,000.00    | 3,075,000.00 | 5,544,000.00 |
| NTA  | 0.00            | 316,000.00   | 316,000.00   |
| Working Fund   | 0.00            | 0.00         | 0.00         |
| TRA  | 212,613.73      | 242,335.31   | 454,949.04   |
| CDC  | 0.00            | 0.00         | 0.00         |
| NCAA   | 0.00            | 0.00         | 0.00         |
| Less: Notice of Transfer of Allocations (NTA)* issued          | 0.00            | 0.00         | 0.00         |
| Total Disbursement Authorities Available                       | 2,681,613.73    | 3,633,335.31 | 6,314,949.04 |
| Less:  | 0.00            | 0.00         | 0.00         |
| Lapsed NCA   | 0.00            | 0.00         | 0.00         |
| Disbursements  | 2,598,994.20    | 3,319,614.20 | 5,918,608.40 |
| Less: Other Non-Cash Disbursements                             | 0.00            | 0.00         | 0.00         |
| Disbursements effected through outright deductions from claims | 0.00            | 0.00         | 0.00         |
| Overpayment of expenses(e.g. personnel benefits)               | 0.00            | 0.00         | 0.00         |
| Restitution for loss of government property                    | 0.00            | 0.00         | 0.00         |
| Liquidated damages and similar claims                          | 0.00            | 0.00         | 0.00         |
| Others (e.g. TEF, BTr, Docs Stamp, etc.)                       | 0.00            | 0.00         | 0.00         |
| Add/Less: Adjustments (e.g. cancelled/staled checks)           | 0.00            | 0.00         | 0.00         |
| Balance of Disbursement Authorities as at date                 | 82,619.53       | 313,721.11   | 396,340.64   |
| Total Disbursements Program                                    | 2,629,000.00    | 3,267,000.00 | 5,896,000.00 |
| Less: *Actual Disbursements                                    | 2,598,994.20    | 3,319,614.20 | 5,918,608.40 |
| (Over)/Under spending  | 30,005.80       | (52,614.20)  | (22,608.40)  |

Notes: \* The use of NTA is discouraged  
 Notes: \*\* Amounts should tally with the grand total disbursement (column 27).

Certified Correct:  
  
 MADONNA D. CALING, CPA,MPA  
 ACCOUNTANT III  
 Date: March 5, 2025 02:24 PM

Recommending Approval:  
  
 KM H. TELARIMA, CPA, MBA  
 CHIEF ADMINISTRATIVE OFFICER  
 Date: March 13, 2025 09:54 AM

Approved By:  
  
 CHERYL P. ELICANO, CPA  
 REGIONAL DIRECTOR  
 Date: March 13, 2025 10:17 AM